

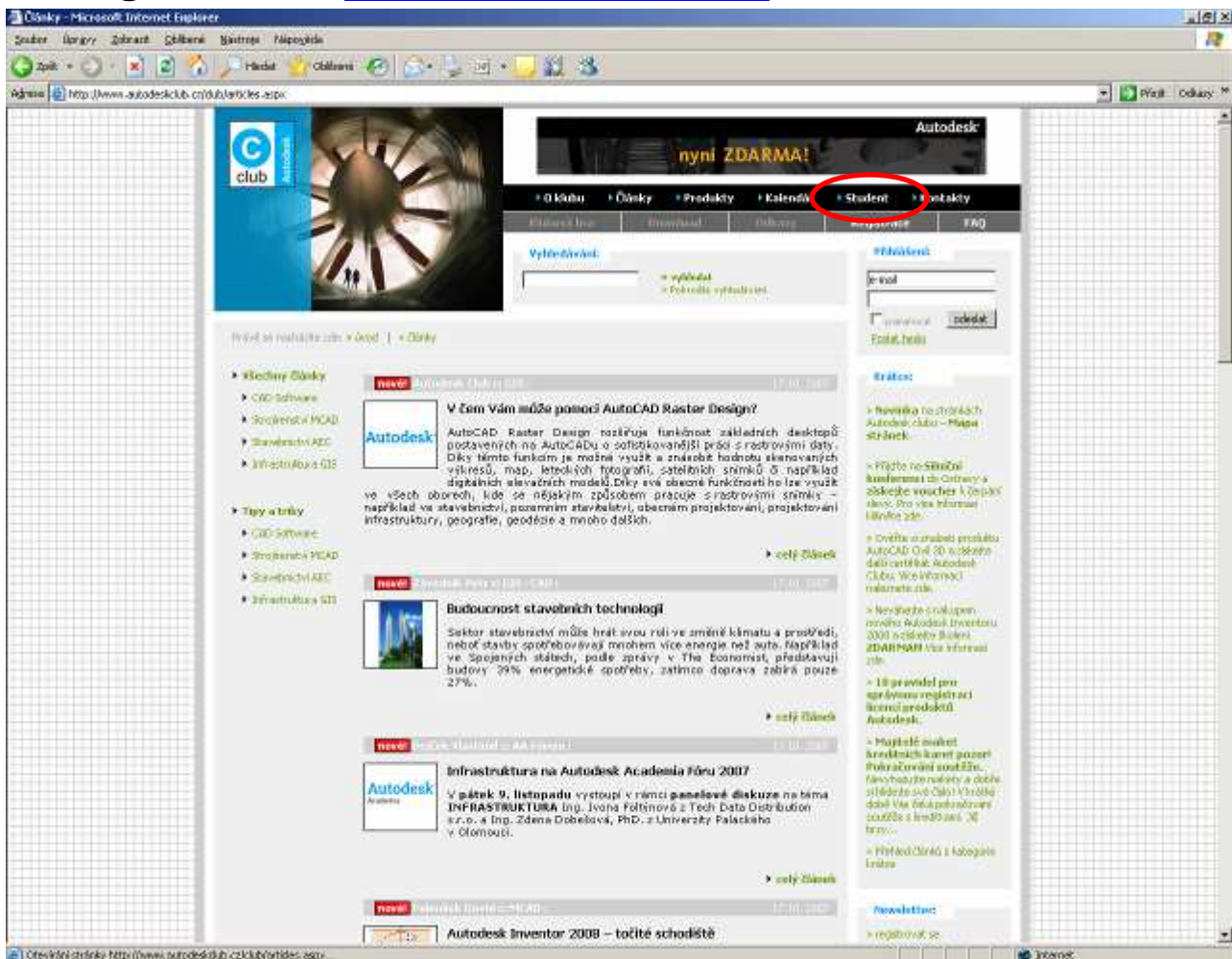
# Získání studentských verzí programů Autodesk (Inventor, AutoCAD)

Protože ve školním roce **2008/2009** je naše škola držitelem statutu **Autodesk Academia**, máte vy, jako její studenti, možnost získat tyto produkty firmy Autodesk bez jakéhokoli poplatku – tedy **zcela ZDARMA**.

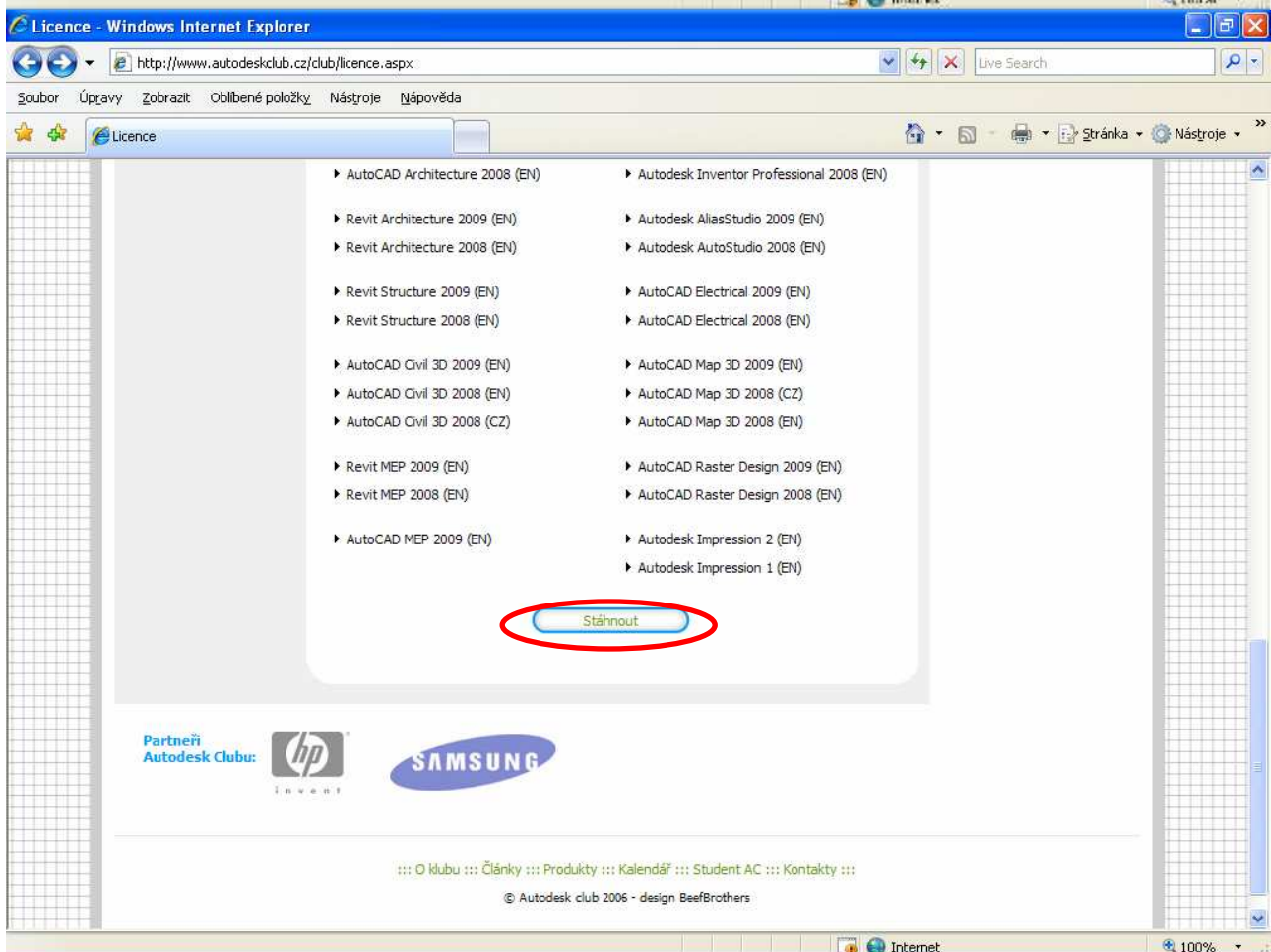
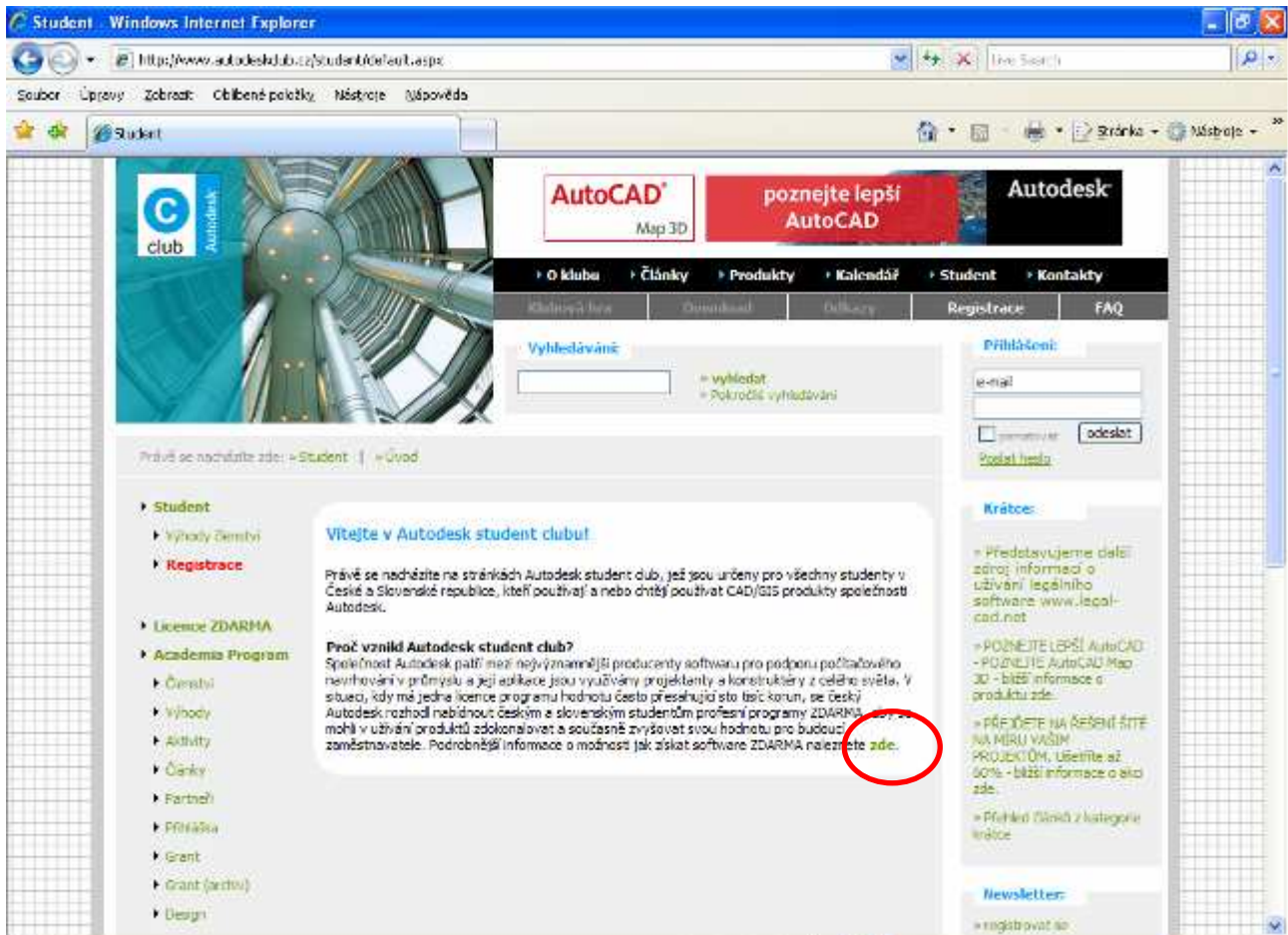
Pro správnou funkci studentské verze musíte:

1. Zaregistrovat se jako student na stránkách Autodesk klubu
2. Nainstalovat si software
3. Aktivovat produkt (bez aktivace vám poběží plně funkční trial verze po dobu 30 dní)

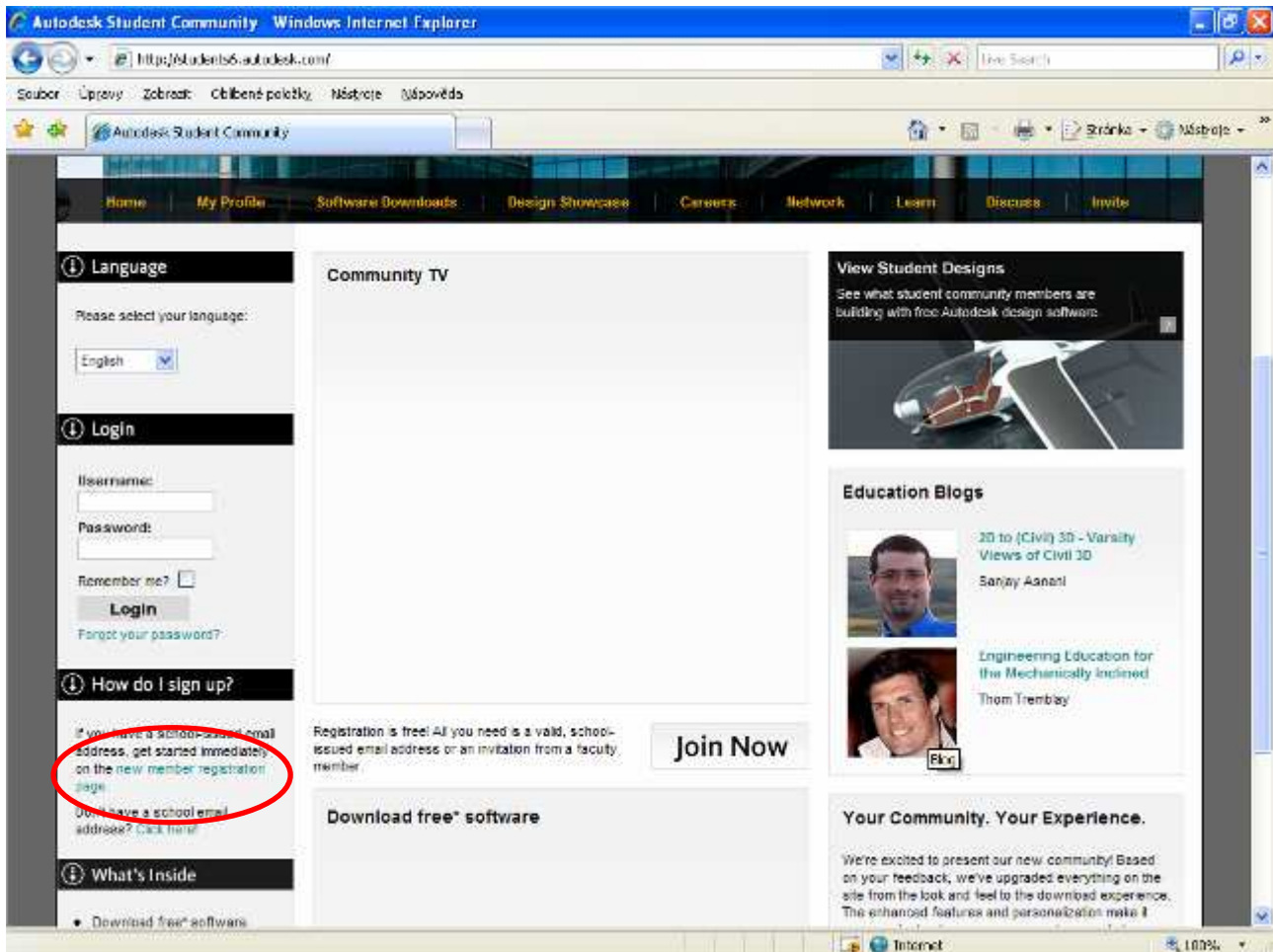
## 1 - Registrace na [www.autodeskclub.cz](http://www.autodeskclub.cz):



Sekce Student:



(až na konci stránky zvolte tlačítko Stáhnout)

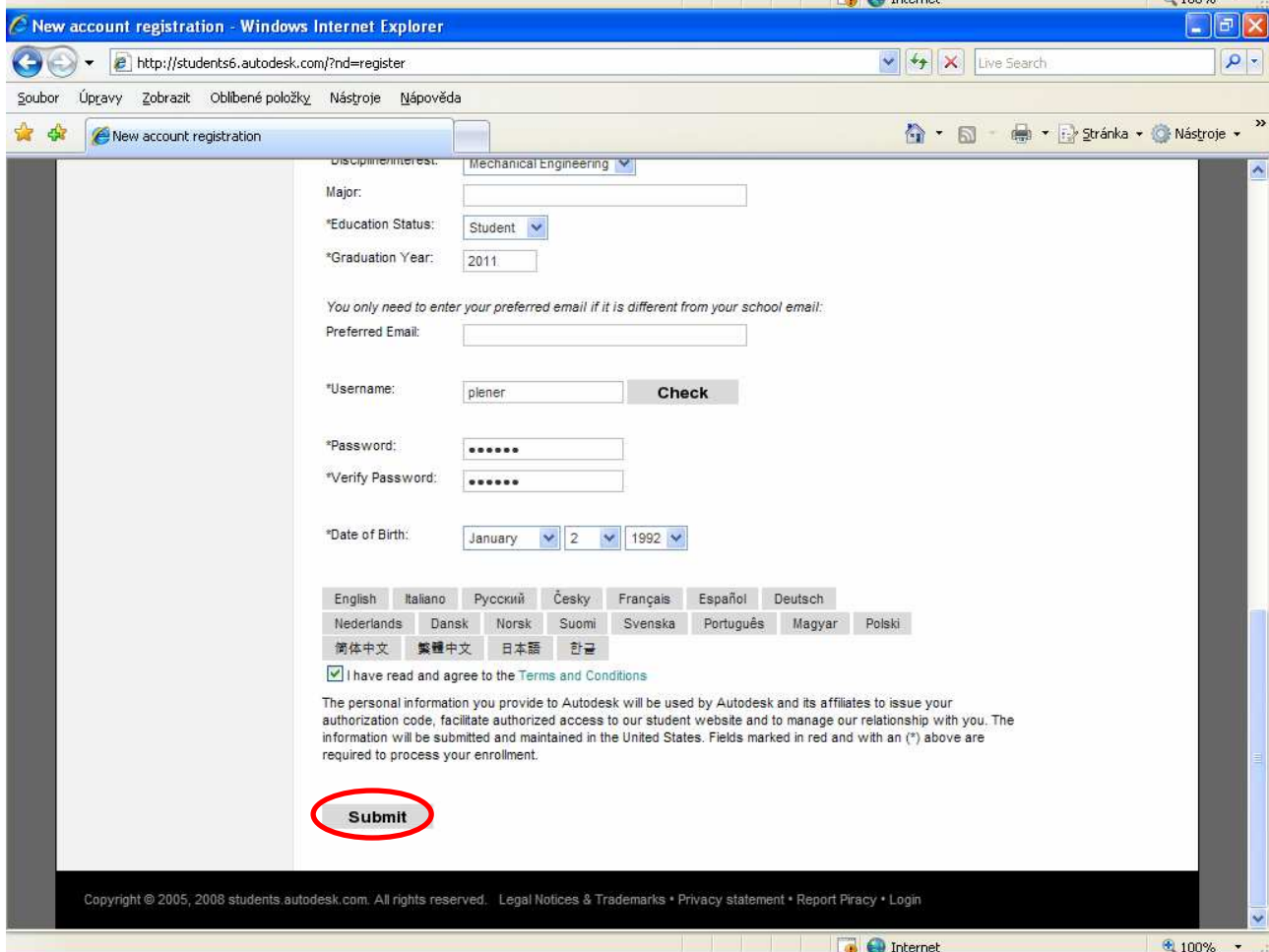
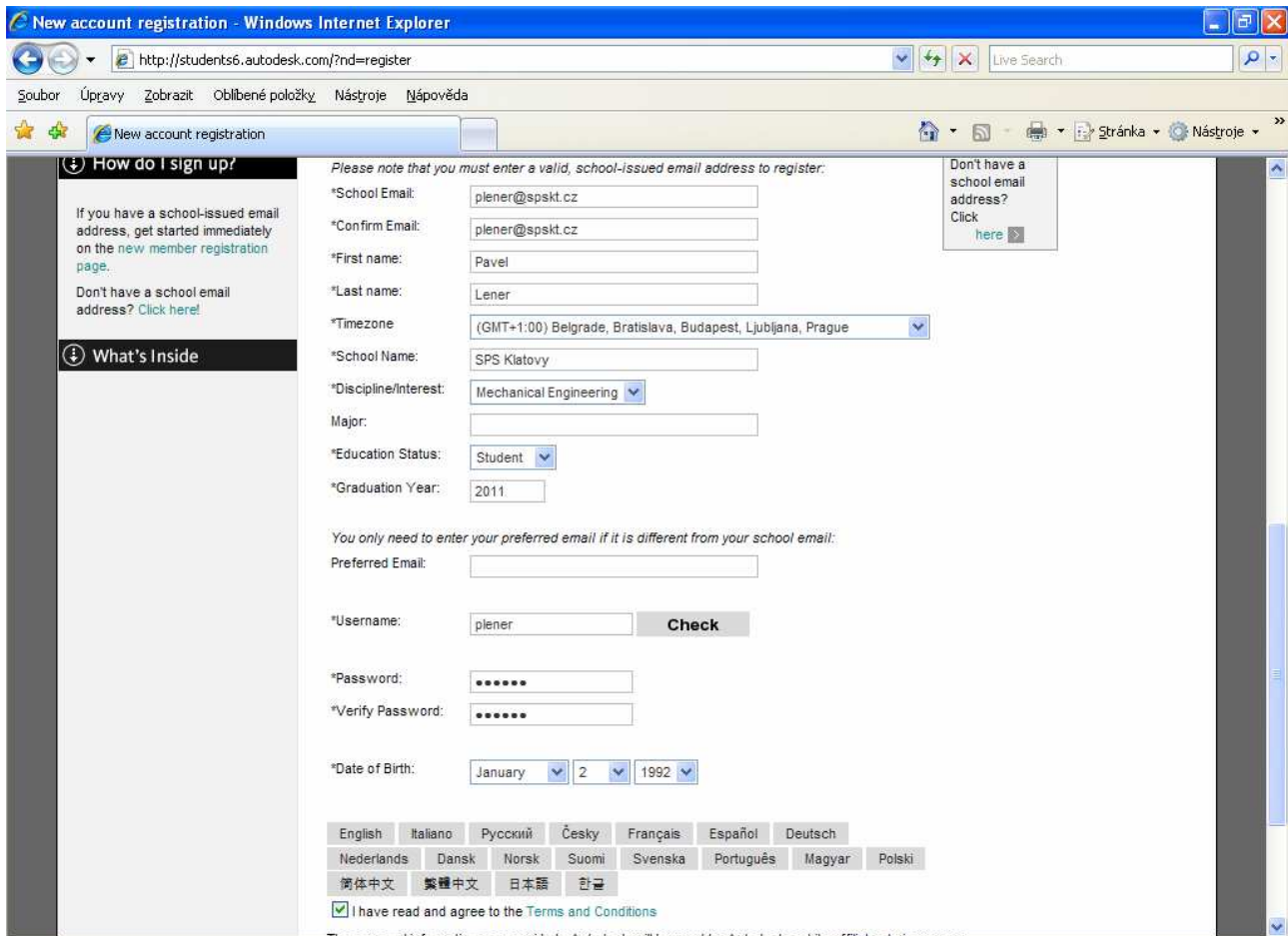


New member registration page

Vyplnit Vaše vlastní údaje:

- Email musí být školní: [prihlasovaci\\_jmeno@spskt.cz](mailto:prihlasovaci_jmeno@spskt.cz) (prihlasovaci\_jmeno je to, pod čím se přihlašujete ve škole, např. jnovak)
- Jméno školy: SPS Klatovy
- User Name doporučuji opět školní
- Heslo už školní být nemusí (ale může být)





...objeví se potvrzovací okno

Registration Successful Windows Internet Explorer

https://Students5.autodesk.com/


Seabob Úpravy Zobrazit Oblíbené položky Nástroje Nápověda

Registration Successful

Stránka Nástroje


# Student Engineering & Design Community

Autodesk Education



Home My Profile Software Downloads Design Showcase Careers Network Learn Discuss Invite

Your registration is not yet complete!



Thank you for joining the Autodesk Student community!

An email was sent to [lenee@spakt.cz](mailto:lenee@spakt.cz) with your registration information.

In a few minutes you will receive an email with a link to activate your account for immediate access to free, full student copies of Autodesk software.

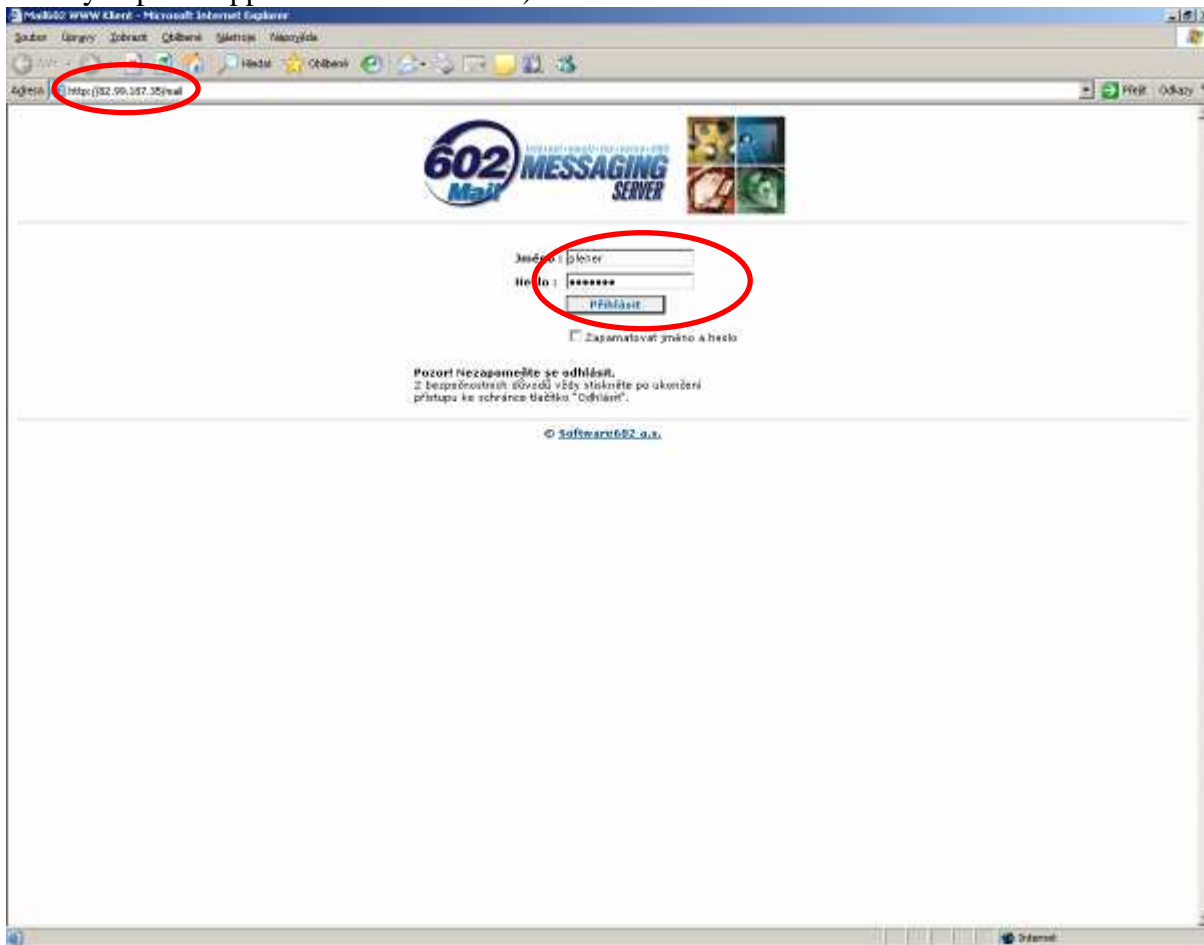
Click on the link in that email and your account will immediately be activated.

Note: The email will be delivered to you from the email address [studentcommunity@autodesk.com](mailto:studentcommunity@autodesk.com). Please be sure this address does not auto-forward into your SPAM or Junk folders.

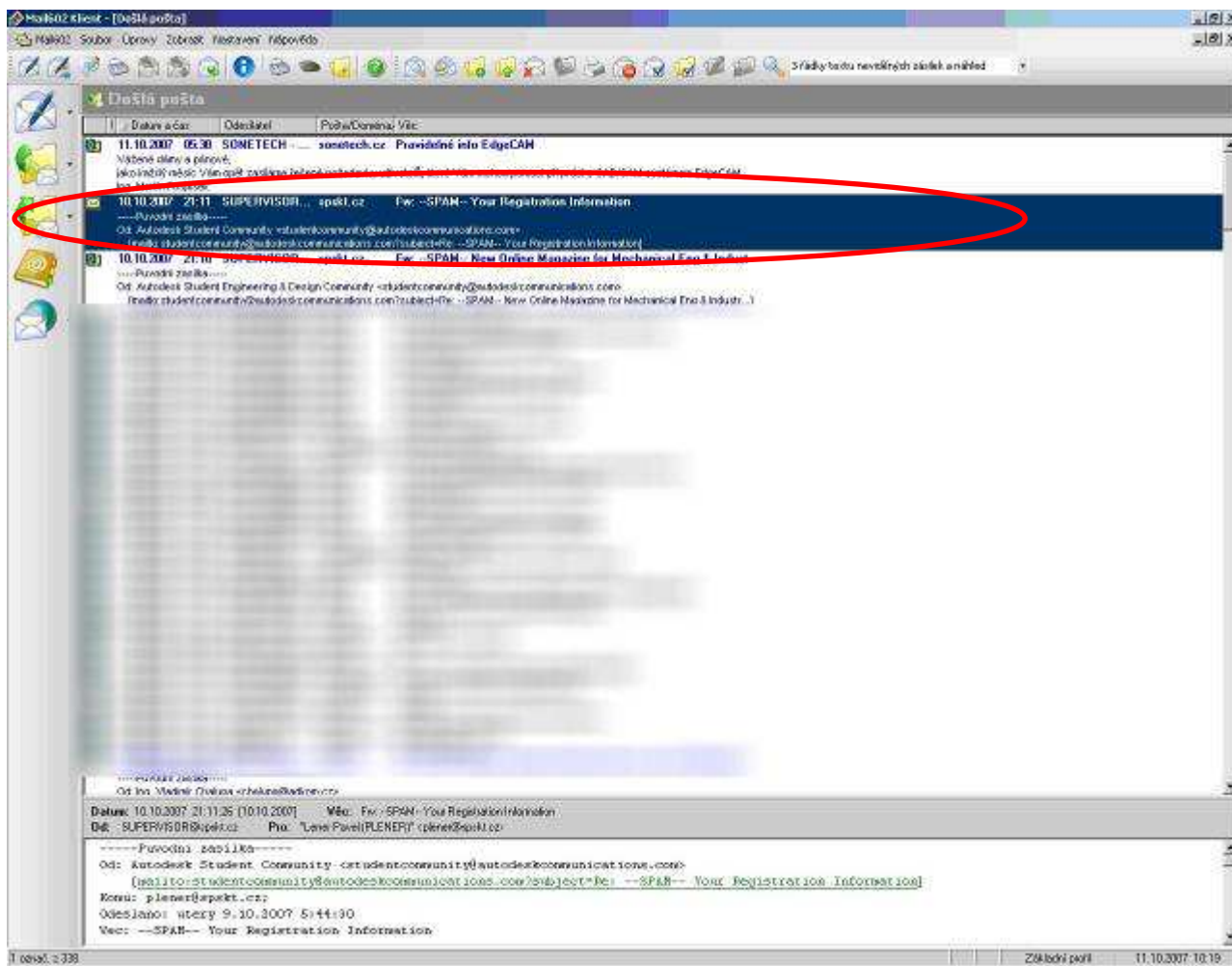
Copyright © 2005, 2008 students.autodesk.com. All rights reserved. [Legal Notices & Trademarks](#) • [Privacy Statement](#) • [Reset Privacy](#) • [Login](#)

Internet 100%

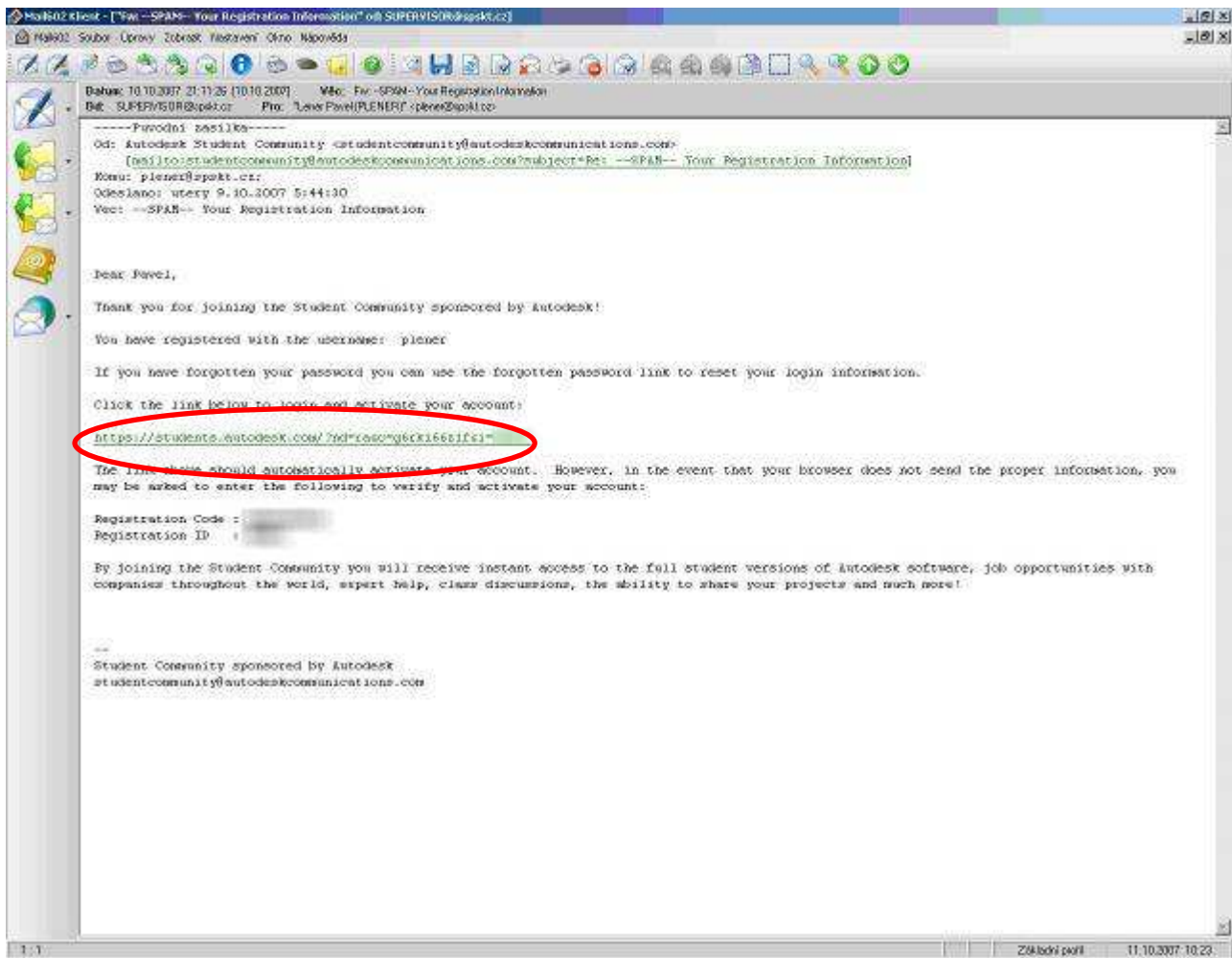
Navštivte Vaši školní mailovou schránku (např. [jnovak@spskt.cz](mailto:jnovak@spskt.cz))  
(Pokud nepoužíváte MailKlient602, dostanete se na ni i Vaším oblíbeným Internet Explorerem: do Adresy napište <http://82.99.187.35/mail>):



(Nalogujte se jako ve škole: uživatelské jméno a Vaše školní heslo)  
Aktivujte si došlý e-mail s pokyny pro dokončení registrace (mail dojde během několika minut, hodin, dní – v žádném případě by to nemělo trvat déle než 3 pracovní dny!):



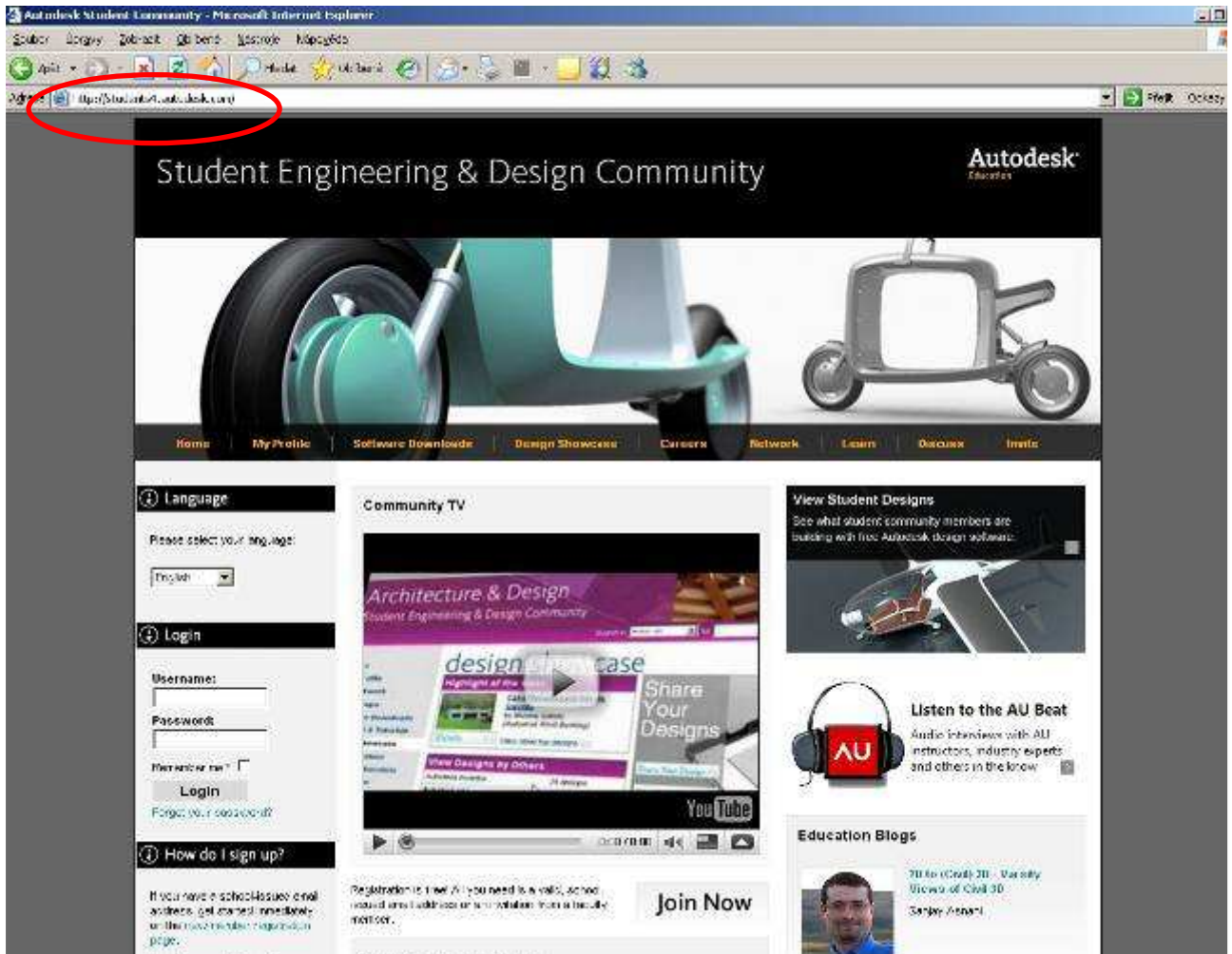
Kliknutím na zelený link aktivujete svůj účet:



Pokud registrace proběhla úspěšně a nyní si:

- Buď instalujte software z DVD
- Nebo si proveďte download software





Vyplňte Vaše jméno a zadejte Vaše heslo:

# Student Engineering & Design Community

Autodesk  
Education



Home My Profile Software Downloads Design Showcase Careers Network Learn Discuss Invite

**Language**

Please select your language:

English

---

**Login**

Username:  
pener

Password:  
\*\*\*\*\*

Remember me?

Login

Forgot your password?

---

**How do I sign up?**

If you have a school-issued email address, get started immediately on the new member registration page.

## Community TV



Registration is free! All you need is a valid, school-issued email address or an invitation from a faculty member.

Join Now

## View Student Designs

See what student community members are building with free Autodesk design software.



## Listen to the AU Beat

Audio interviews with AU instructors, industry experts and others in the know.

## Education Blogs



2D to (Civil) 3D - Varsity Views of Civil 3D  
Sarvey Asnari

Stážení software:

# Mechanical Engineering Student Engineering & Design Community

Autodesk  
Education



Home Profile Software Downloads Design Showcase Careers Network Learn Discuss Invite

Search people, jobs, discussions... Search

405,454 Current Members Logout

Welcome Pavel,



Pavel Lerner  
Střední Prunyslavská Škola - Klatovy  
Czech Republic

Spotlight My Friends My Groups My School

## Member Spotlight



Josef Sestak  
Brno University of Technology

MY Yahoo! Add to Google newsGator  
More about our feeds & newsletters

Join us on Facebook!

Take a Short Survey on Our Newsletter

Vybrat software pro stažení



Search people, posts, discussions...

Search

406,484 Current Members | [Logout](#)

## Product Downloads

### Recommended for You

[View all products](#)

[Autodesk Inventor](#)

[Autodesk AliasStudio](#)

[AutoCAD Electrical](#)

[Autodesk Showcase Professional](#)

[Autodesk SketchBook Pro](#)

### Other Products

[AutoCAD Architecture](#)

[AutoCAD Civil 3D](#)

[AutoCAD Map 3D](#)

[AutoCAD MEP](#)

[AutoCAD Raster Design](#)

[Autodesk 3ds Max](#)

[Autodesk Impression](#)

[Autodesk Maya PLE](#)

(1 - 20 of 20)



### Autodesk Inventor

Autodesk® Inventor™ software provides a comprehensive and integrated set of tools for learning 3D mechanical design, including dynamic simulation, stress analysis, and design visualization.

[System Requirements](#)

[Download the AliasStudio Translator](#)

#### Service Packs

[Autodesk Inventor 2008 Service Pack 1](#)

#### Choose your version:

- Autodesk Inventor Professional 2009 32 and 64-Bit (Czech)
- Autodesk Inventor Professional 2009 32-Bit (French)
- Autodesk Inventor Professional 2009 32-Bit (German)
- Autodesk Inventor Professional 2009 32-Bit (Italian)
- Autodesk Inventor Professional 2009 32-Bit (Russian)
- Autodesk Inventor Professional 2009 32-Bit (Spanish)
- Autodesk Inventor Professional 2008 64-Bit (German)
- Autodesk Inventor Professional 2009 64-Bit (Russian)
- Autodesk Inventor Professional 2009 64-Bit (Spanish)
- Autodesk Inventor Professional 64-Bit (English)
- Autodesk Inventor Professional 2009 32 and 64-Bit (Czech)**
- Autodesk Inventor Professional 2009 32 and 64-Bit (Polish)



visualization tools that help students capture and communicate design intent.

[System Requirements](#)

### About our free software

**Before you download the software, check the file sizes and your system and bandwidth limitations. Download time will vary based on file size and your Internet connection speed.**

After you have downloaded the software, you will need to activate it with Autodesk using your unique serial number. If you do not activate your software, it will time-out after 30 days. Once activated, you will have a 13-month license to use the software.

The software license is for a single-seat or single-user. It cannot be set up on a network.

Autodesk serial numbers are issued based on country. You will be issued a serial number based on the country location of your school.

[Software Installation FAQs](#)

[Software Activation Trouble?](#)

[Product Updates and Extensions](#)

### Important Note





Search: people, jobs, @schools...

Search

405,464 Current Members | Logout

## Product Downloads

### Recommended for You

[View all products](#)

[Autodesk Inventor](#)

[Autodesk AliasStudio](#)

[AutoCAD Electrical](#)

[Autodesk Showcase Professional](#)

[Autodesk SketchBook Pro](#)

### Other Products

[AutoCAD Architecture](#)

[AutoCAD Civil 3D](#)

[AutoCAD Map 3D](#)

[AutoCAD MEP](#)

(1 - 20 of 20)



### Autodesk Inventor

Autodesk® Inventor™ software provides a comprehensive and integrated set of tools for learning 3D mechanical design including dynamic simulation, stress analysis, and design visualization.

[System Requirements](#)

[Download the AliasStudio Translator](#)

**Service Packs**

[Autodesk Inventor 2008 Service Pack 1](#)

**Choose your version:**

[Autodesk Inventor Professional 2008 32 and 64-Bit \(Czech\)](#)

[Download](#)

[Get Serial](#)



### Autodesk AliasStudio

The Autodesk® AliasStudio™ product line provides a

### About our free software

Before you download the software, check the file sizes and your system and bandwidth limitations. Download time will vary based on file size and your Internet connection speed.

After you have downloaded the software, you will need to activate it with Autodesk using your unique serial number. If you do not activate your software, it will time out after 30 days. Once activated, you will have a 13-month license to use the software.

The software license is for a single-seat or single-user. It cannot be set up on a network.

Autodesk serial numbers are issued based on country. You will be issued a serial number based on the country location of your school.

[Software Installation FAQs](#)

(tlačítko Download)



The screenshot shows the Autodesk Student Community website. At the top, there is a navigation bar with links: Home, Profile, Software Downloads, Design Showcase, Careers, Network, Learn, Discuss, and Invite. Below the navigation bar is a search bar and a user status indicator: 408,164 Current Members | Logout.

The main content area is titled 'Product Downloads'. On the left, there are two columns of product links: 'Recommended for You' (Autodesk Inventor, AliasStudio, AutoCAD Electrical, etc.) and 'Other Products' (AutoCAD Architecture, Revit, etc.).

The central focus is the 'Autodesk Inventor Professional 2009 32 and 64-Bit (Czech)' page. It features a product image and a section for 'Your serial number details:' which includes 'Autodesk Inventor Serial #', 'Product Key: none', and 'Requirements: XP, Vista'. A red box labeled '1' highlights the 'Download' button.

Below the 'Download' button is a 'Manual Download' section, also highlighted with a red box labeled '2'. It contains a list of download options: 'Download the software using your browser:' followed by 'FILE 1: 2 GB', 'FILE 2: 2 GB', 'FILE 3: 1.86 GB', and 'Zip Extraction and Install Instructions'. A 'Go Back' button is located at the bottom of this section.

On the right side, there are two additional sections: 'Have a Question?' with links to help guides and tests, and 'Learning & Using Autodesk Inventor' with links to training courses and resources.

Nyní můžete:

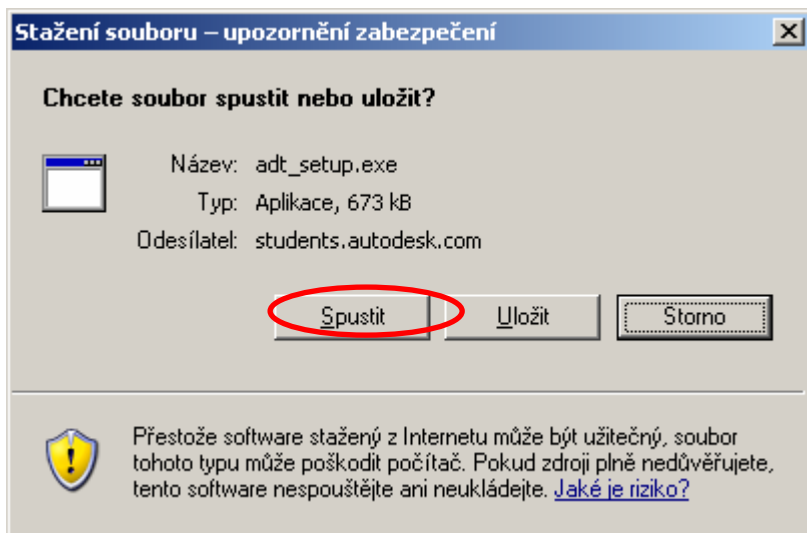
- buď instalovat přímo z Internetu **1** – ten, kdo má připojení
- nebo si stáhnout instalační soubory **2** – ten, kdo nemá připojení a chce instalovat z DVD, flash apod.

**(KOMU SE NECHCE STAHOVAT, MŮŽE SI KE MNĚ DO KABINETU PŘIJÍT PŮJČIT DVD, KDE UŽ JE TO STAŽENO)**

**DŮLEŽITÉ !!!**  
**PŘEDCHOZÍM KROKEM JSTE SI VYTVOŘILI JEDINEČNÉ SÉRIOVÉ ČÍSLO**  
**pro Vaši osobu a konkrétní software (budete ho potřebovat zadávat při Autorizaci**  
**produktu) – to je to zakroužkované Seriál #:.....**

Pro instalaci z Internetu:

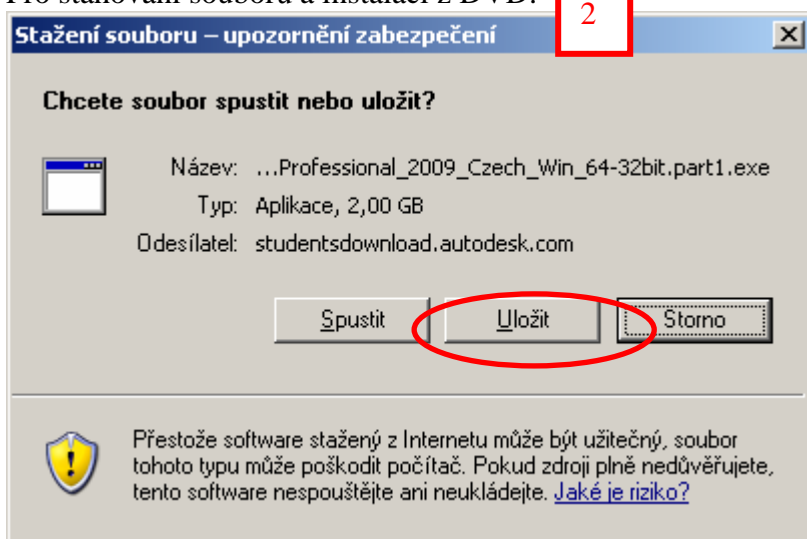
**1**



Spustit a už se vám spustila instalace...

Pro stahování souborů a instalaci z DVD:

2



## 2 - Instalace software

Neměl by být problém – probíhá to standardně.

Pro instalaci Inventor Professional 2009 doporučuji neinstalovat všechny normy, ale jen ty běžně používané (myslím, že stačí ČSN, ISO, maximálně ještě DIN)

## 3 - Aktivace software

Je blíže popsána v odkazu Aktivace software Autodesk na webových stránkách školy v sekci O škole » Studenti

Závěrem: Určitě se seznámte s licenčními podmínkami Studentské verze, ať se pak nedivíte, že jste software použili v rozporu s nimi...

Pozn.: součástí Inventoru není AutoCAD. Chcete-li i studentskou verzi AutoCADu, stáhněte a nainstalujte si (stejným postupem jako bylo popsáno výše) produkt AutoCAD Civil 3D nebo AutoCAD Map 3D, které jej obsahují.